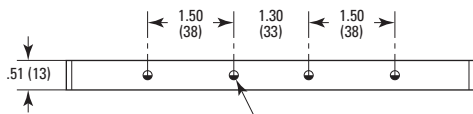
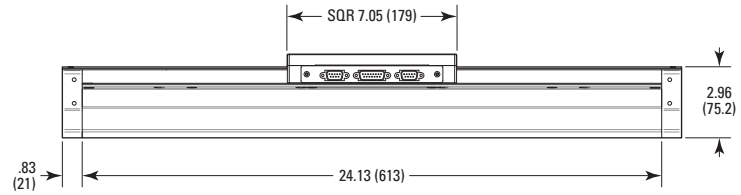
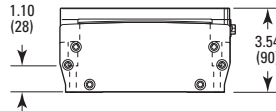
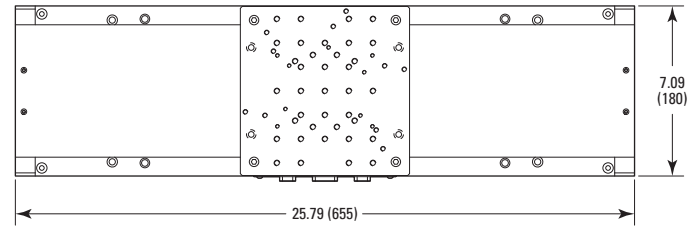


MODEL SHOWN: M-IMS400LM
DIMENSIONS IN INCHES (AND MILLIMETERS)



8 HOLES M4 THD,
DEPTH: .47 (12)

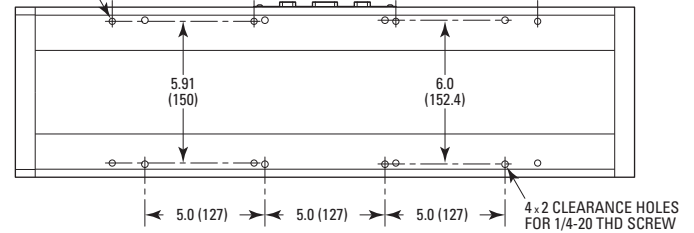
BOTH SIDES:
4 HOLES M4 THD,
DEPTH: .24 (6)

5 HOLES M5 THD / $\phi 5.39$ (137),
EQUIDISTANT AT 60°,
DEPTH: .35 (9)

5 HOLES M5 THD ON $\phi 6.85$ (174),
EQUIDISTANT AT 60°,
DEPTH: .35 (9)

5 HOLES M4 THD
ON $\phi 3.62$ (92),
EQUIDISTANT AT 60°,
DEPTH: .31 (8)

4 x 2 CLEARANCE HOLES
FOR M6 THD SCREW



SQR 7.05
(179)

25°
22.5°
15°

4 CLEARANCE HOLES FOR
M6 SCREW BACK SIDE

4 HOLES M4 THD
ON 3.94 x 2.95 (100 x 75),
DEPTH: .31 (8)

.98 (25)
1.97 (50)
2.48 (63)
3.94 (100)
6.14 (156)

37 HOLES M6 THD,
DEPTH: .39 (10)