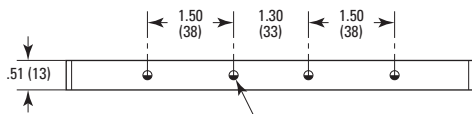
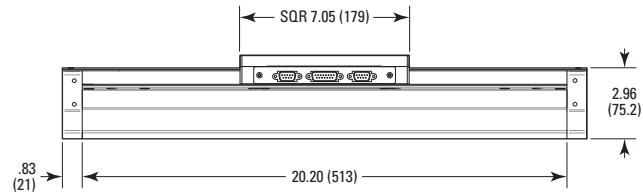
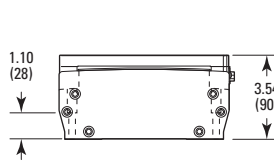
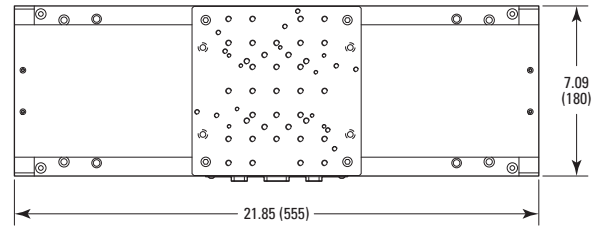


MODEL SHOWN: M-IMS300LM
DIMENSIONS IN INCHES (AND MILLIMETERS)

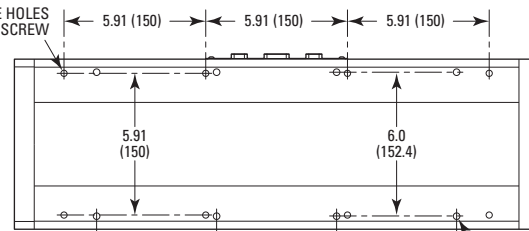


BOTH SIDES:
4 HOLES M4 THD,
DEPTH: .24 (6)
5 HOLES M5 THD / $\phi 5.39$ (137),
DEPTH: .35 (9)

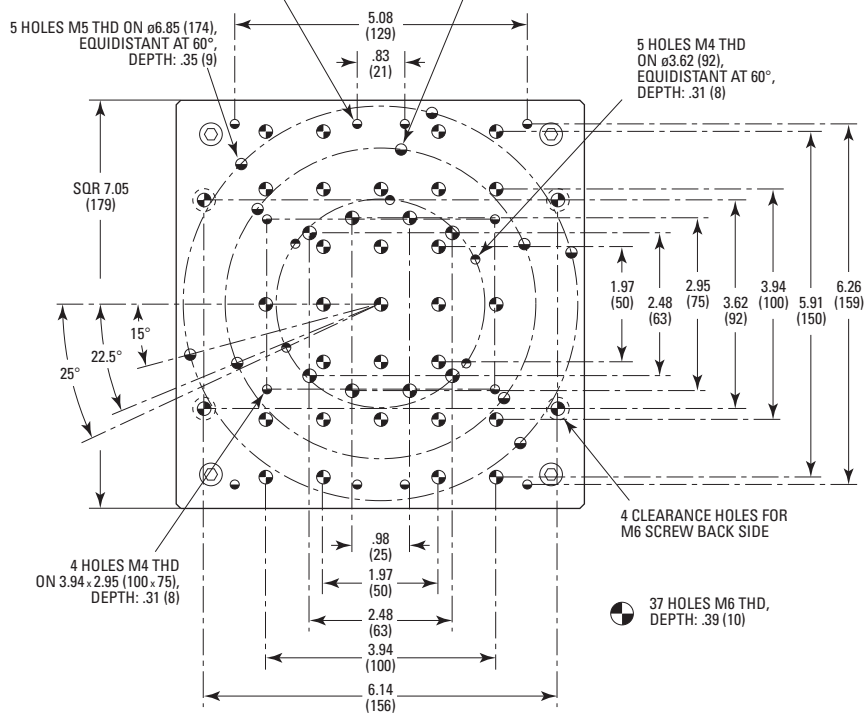
5 HOLES M5 THD ON $\phi 6.85$ (174),
EQUIDISTANT AT 60°,
DEPTH: .35 (9)

5 HOLES M4 THD
ON $\phi 3.62$ (92),
EQUIDISTANT AT 60°,
DEPTH: .31 (8)

4 x 2 CLEARANCE HOLES
FOR M6 THD SCREW



4 x 2 CLEARANCE HOLES
FOR 1/4-20 THD SCREW



4 CLEARANCE HOLES FOR
M6 SCREW BACK SIDE

37 HOLES M6 THD,
DEPTH: .39 (10)