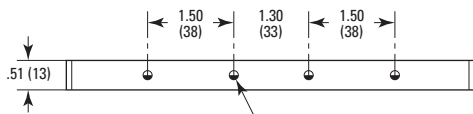
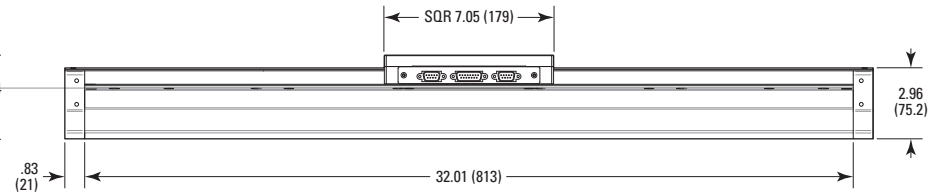
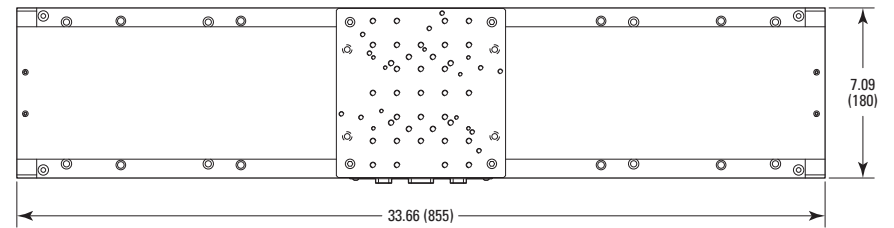


MODEL SHOWN: M-IMS600LM
DIMENSIONS IN INCHES (AND MILLIMETERS)



BOTH SIDES:
4 HOLES M4 THD,
DEPTH: .24 (6)

8 HOLES M4 THD,
DEPTH: .47 (12)

5 HOLES M5 THD / $\phi 5.39$ (137),
EQUIDISTANT AT 60°,
DEPTH: .35 (9)

